



HEIDENHAIN



Product Information

Output Cable for
ECI 1319
EBI 1335
EQI 1331
ECN 1325
EQN 1337

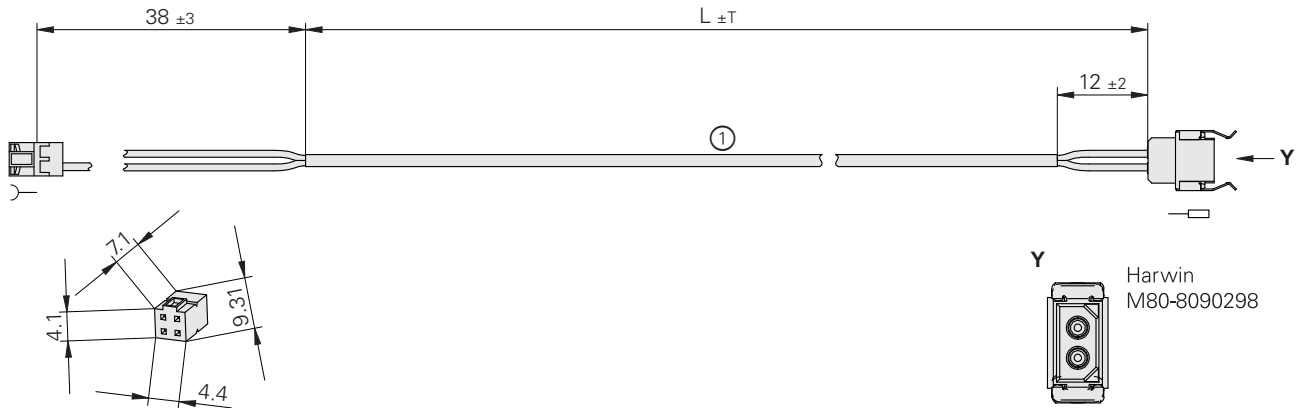
With 2-pin connector for
temperature sensor

ID 1302763-xx

Output cable for ECI 1319, EBI 1335, EQI 1331, ECN 1325, and EQN 1337

- With M12 flange socket for HMC 2
- Temperature sensor wires with Datamate connecting element

Dimensions



- 1 = Signal wires
 Smallest non-recurring bend radius: 5 mm
 Smallest permanent bend radius: 17 mm
 Diameter: 2.2 mm
- L = For the maximum cable length, see the specifications of the encoder model.

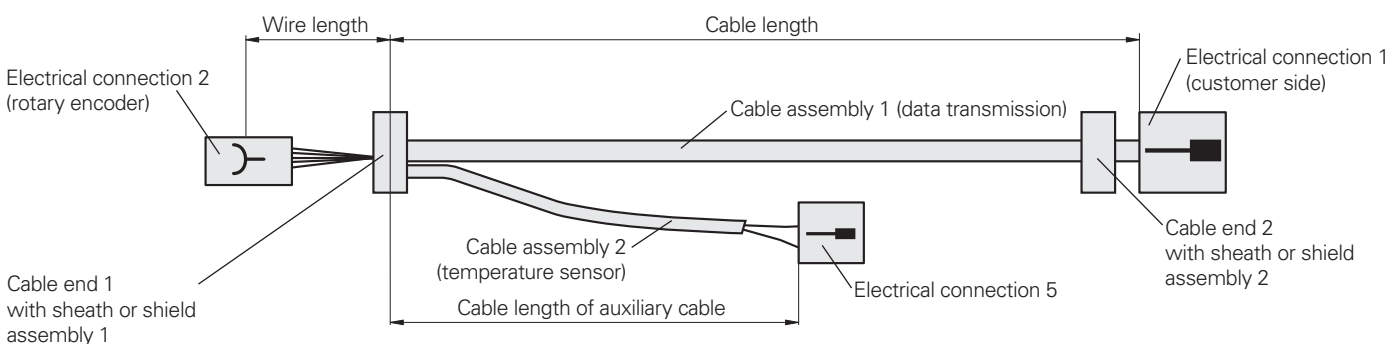
Tolerance table	
L	T
≤ 250 mm	± 5 mm
< 1000 mm	+ 10 mm

mm

 Tolerancing ISO 8015
 ISO 2768 - m H
 ≤ 6 mm: ±0.2 mm

Terminology diagram

The following terminology diagram serves as an overview of the cable components with their designations. Dimensions and other cable details must be taken from the *Dimensions* drawing.



Specifications	Output cable (AGK) for ECI 1319, EBI 1335, EQI 1331, ECN 1325, EQN 1337
General design	
Optimized for interface*	Analog temperature sensor connection
Operating temperature	<i>Stationary cable:</i> -40 °C to 120 °C
CE	Printed on packaging label
NRTL	–
Brand	HEIDENHAIN
Cable assembly 2 (temperature sensor)	2 x 0.15 mm ² , twisted
Electrical design	Working voltage < 250 V (AC/DC)
Jacket characteristics	ETFE wires are highly resistant to oils, greases, acids bases, and solvents, and do not contain PVC or silicone. Heat shrink tubing (mechanical protection of the TPE wires, <i>color:</i> transparent) <i>Wire colors:</i> brown/green
Wire jacket / insulation	ETFE (special elastomer) Ø 0.8 mm Test voltage: 3.4 kV peak AC / DC (as per MIL-W-22759/18); test duration: 1 s
Shielding	None
Electrical connection 2 (to rotary encoder, see <i>Terminology diagram</i>)	4-pin, 2-row PCB connector; protection rating: IP00
Cable length (see L in <i>Dimensions</i>)	<i>Max. cable length:</i> 0.3 m
Electrical connection 1 (for customer side, see <i>Terminology diagram</i>)	2-pin, coded, locking, 1-row, wire-to-wire Datamate M80 connector (male), with 2 mm contact spacing and IP00 rating
Cable assembly 1 (data transmission)	Note: separate AGK for data transmission, see ID 1302701-xx or ID 1275042-xx

* For more information, see the *Encoders for Servo Drives* brochure.

Mounting accessories

Mounting and initial setup must be performed with appropriate ESD protection. Do not engage or disengage the connecting element when it is under power.



Mounting aid

To avoid damage to the cable, use the mounting aid to connect and disconnect the cable assembly. The pulling force must be applied solely to the connector and not to the wires.

ID 1075573-01

For further mounting information and mounting aids, please refer to the relevant mounting instructions and the *Encoders for Servo Drives* brochure.










Mounting aid for PCB connector

Electrical connection

Pin layout

Output cable inside motor housing for ECI 1319/EBI 1335/EQI 1331/ECN 1325, and EQN 1337, for temperature sensor

4-pin connector (female)		2-pin connector (male)	
 4		 2	
Encoder			
Connections for an external temperature sensor			
 4	1a	1b	
 2	2	1	
	T+	T-	
	Brown	Green	

Conformity with the EMC Directive must be ensured in the complete system.
 Proper insulation must be ensured in the complete system.
 Vacant pins or wires must not be used!

HEIDENHAIN

DR. JOHANNES HEIDENHAIN GmbH

Dr.-Johannes-Heidenhain-Straße 5

83301 Traunreut, Germany

☎ +49 8669 31-0

FAX +49 8669 32-5061

E-mail: info@heidenhain.de

www.heidenhain.de

This Product Information document supersedes all previous editions, which thereby become invalid. The basis for ordering from HEIDENHAIN is always the Product Information document edition valid when the order is placed.



Further information:

Comply with the requirements described in the following documents to ensure correct and intended operation:

- Brochure: *Cables and Connectors* 1206103-xx
- Brochure: *Encoders for Servo Drives* 208922-xx
- Brochure: *Interfaces of HEIDENHAIN Encoders* 1078628-xx
- Product Information document: *HMC 2* 1305512-xx

For more information on EnDat 3, visit: www.endat.de

For brochures and Product Information documents, visit: www.heidenhain.de